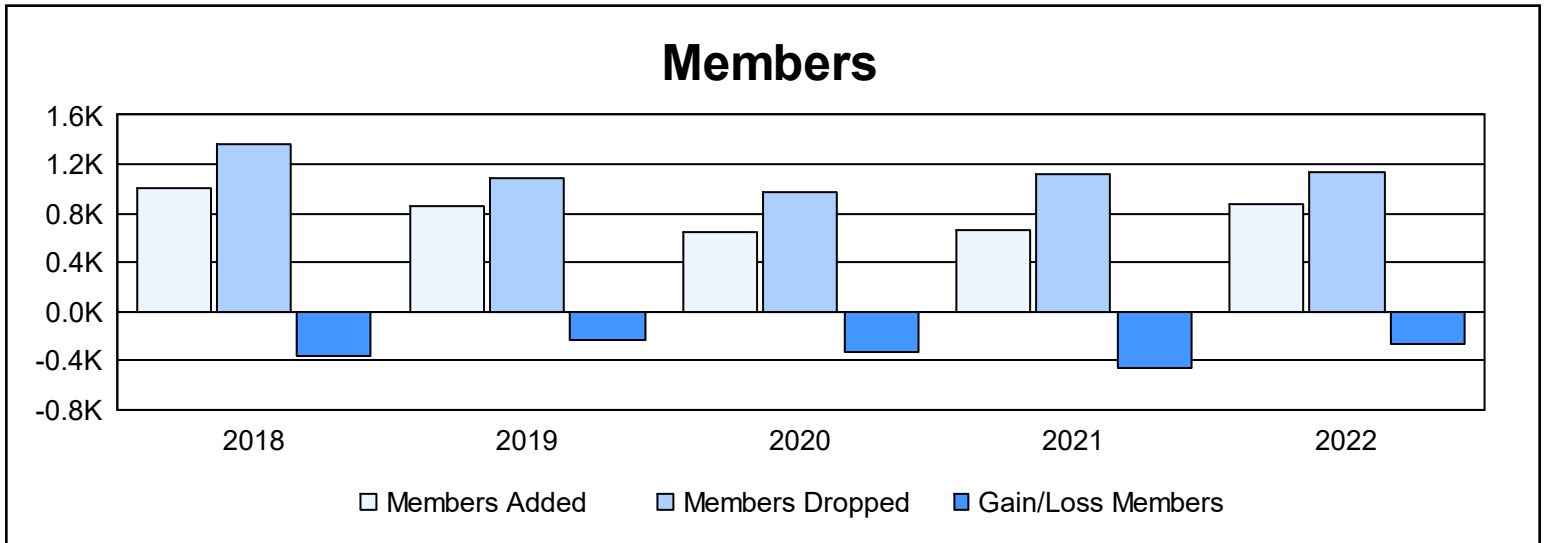
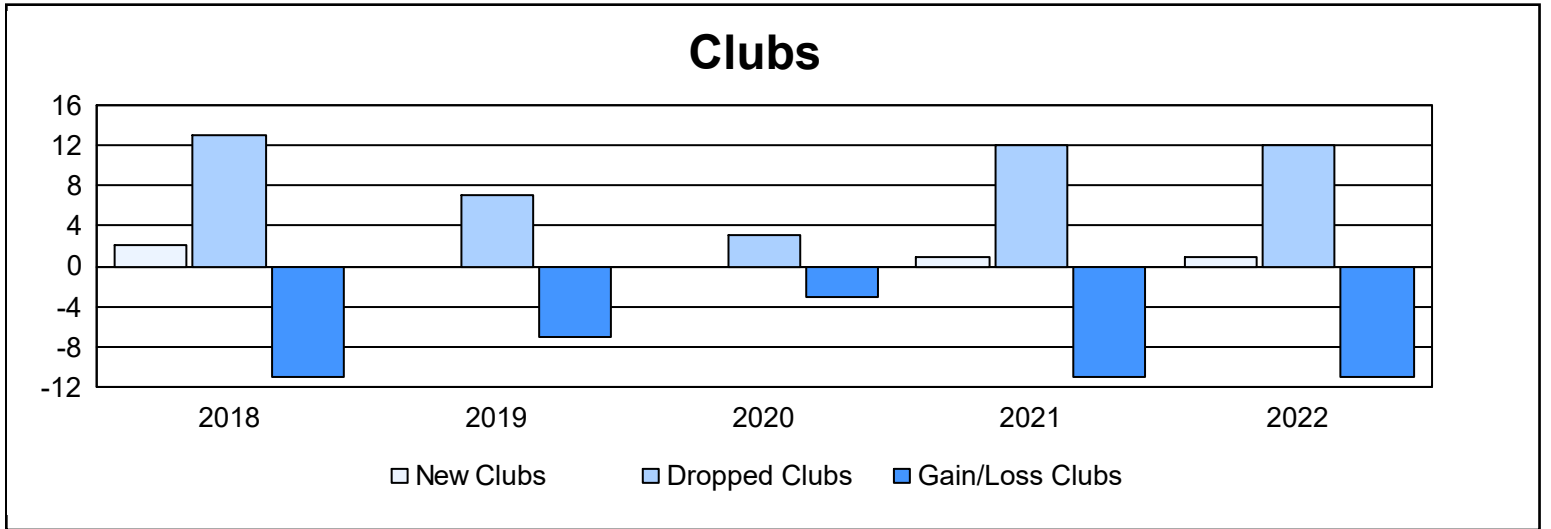
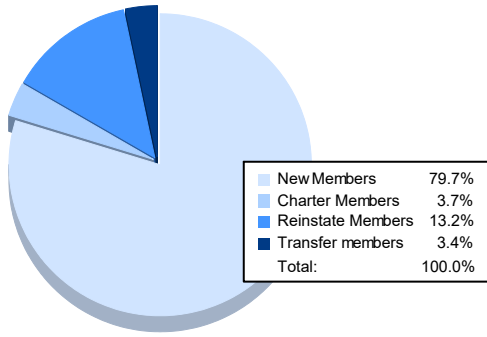


Year	New Clubs	Dropped Clubs	Gain/ Loss Clubs	New Members	Charter Members	Reinstate Members	Transfer Members	Total Member Added	Total Members Dropped	Gain/ Loss Members
2017-2018	2	13	-11	848	53	52	51	1,004	1,371	-367
2018-2019	0	7	-7	753	6	50	49	858	1,084	-226
2019-2020	0	3	-3	550	13	50	33	646	977	-331
2020-2021	1	12	-11	484	39	58	76	657	1,125	-468
2021-2022	1	12	-11	698	32	116	30	876	1,134	-258
Average	1	9	-9	667	29	65	48	808	1,138	-330



Membership Composition June 2022 Cumulative



Gender Composition June 2022 Cumulative

